

HOW TO SIGN UP & BENEFIT

Confirmed Charity Accounts

December 7, 2023



Contents



Why sign up?



Who is eligible?



What do you need to sign up?



How to get started



Donate to
Together Food Bank 

Purpose: COVID-19 employee relief fund. Thanks for supporting our business.

\$25
USD

\$50
USD

\$100
USD

Other

Use this donation for
General Fund

☐ Add \$0.00 to help cover the fees.

☐ Make this a monthly donation.

 **Donate with PayPal**

Donate with Debit or Credit Card

[Cancel and return to <organization name>](#)

Why confirm the charitable status of your account with PayPal?

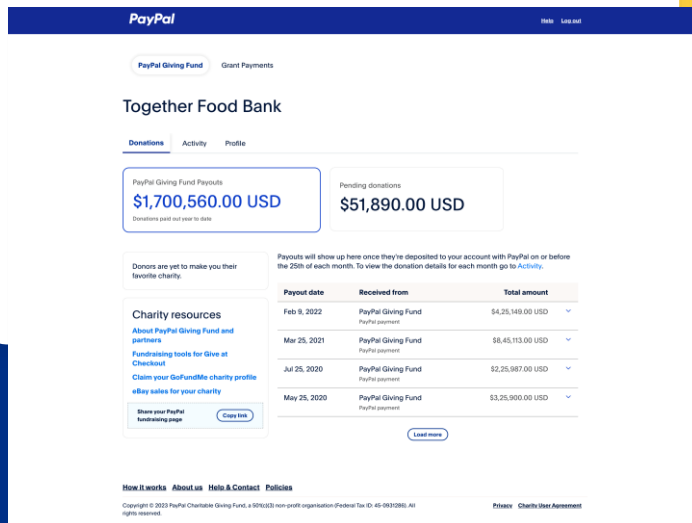
Charities that have confirmed the charitable status of their accounts with PayPal can benefit from all these things in one place.

- Lower [transaction fee rates](#)
- Help increase funds raised for your cause
- Grow your reach

More Benefits

Grow with PayPal Giving Fund

Confirmed charities can benefit from fundraising opportunities on PayPal and our partners' platforms, including Facebook, Instagram, GoFundMe & more.



Accept grants on PayPal

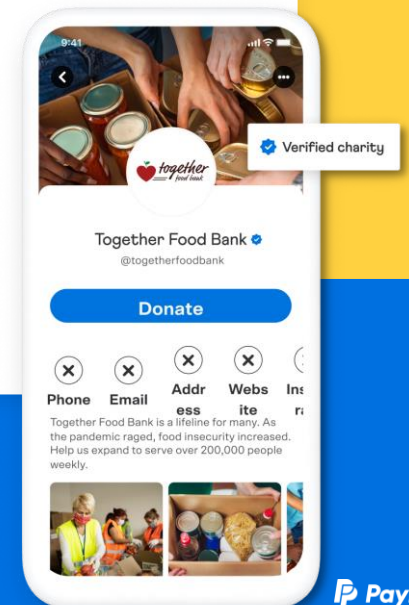
Confirmed charities can receive grants from a growing group of donor-advised fund sponsors and other grant makers. Grants are sent quickly and securely to your account.

PayPal Launches Grant Payments, Enabling Charities to Quickly Receive Funds from Grantmakers

SAN JOSE, Aug. 25, 2022 /PRNewswire/ - PayPal Holdings, Inc. (NASDAQ: PYPL) today in partnership with National Philanthropic Trust (NPT) and Vanguard Charitable announced Grant Payments, a new product that enables Donor-Advised Fund (DAF) sponsors, community foundations and other grantmakers to deliver grants to charities quickly and

Venmo charity profiles

Reach 85+ million charitable users on Venmo



Who is eligible to sign up for a confirmed charity account with PayPal?



**501c3
organizations**

***Most organizations
fall into this category***



**Religious
Institutions**



**Government
Agencies & more**

What do you need to sign up?

A. EIN (tax ID) & supporting documentation (e.g. IRS determination letter)

B. Charity's bank statement or check

C. Authorized representative's identifying information, including SSN

[Learn more in our FAQ](#)

How to Sign Up

Step 1: Create a PayPal business account

Step 2: Charity confirmation

Step 3: Enroll in PayPal Giving Fund

Secure. Trusted. Sign up for PayPal.

☐ Personal

Send, spend, and manage your money. All from one app.

- ✓ Shop online without sharing your payment info
- ✓ Access exclusive rewards and cash back
- ✓ Manage money, discover crypto, and more

☒ Business

Get paid online, in store, or on the go. Collect donations. Help grow your business.




- ✓ Accept more forms of payment so you don't miss a sale
- ✓ Easily integrate with the tools you use to run your business
- ✓ Sell securely with a brand customers trust

Get Started

Get started

- Choose **Nonprofit organization** to begin
- *Please note that we are always working to improve this sign up process, so it may look a little different when you complete it.*


Hi. Ready to use PayPal?

Activate your account by completing your profile and confirming your email. You may also need to link a bank or card.

[Start Activating Your Account](#)

[Skip for now](#)



Fill us in on the basics

We securely store the info you share.

Which best describes you?

☐ Individual seller
Including people who just sell on the side.


☐ Business
You're a registered company.

☐ Nonprofit organization
Including charities.

[Next](#)


Get started


- Choose **Yes** to confirm that your nonprofit is a registered charity.




Let's start building your profile

Which describes your business best?

 **Individual**
You're a sole proprietor, single-owner LLC, or you sell on the side.

 **Company**
For example, a multi-member LLC, corporation, or government agency.

 **Nonprofit**
These include registered charities and other nonprofit organizations.

Is your nonprofit a registered charity?
Your nonprofit is a charitable and social service organization
☒ Yes ☐ No

What type of organization is this?
If you're not sure, [read more about each organization type](#).

Organization type
Nonprofit organization

Next

Fill out your charity's info

- Complete the form. Make sure to choose **"Yes"** to confirm that your organization is a registered charity.
- Double-check that your **EIN** is entered correctly.

Tell us about your business or organization

We use this info to get your account verified and protected.

What's the name of your organization?

The name you use when filing taxes, not necessarily what donors know you by.

Legal organization name
Together Food Bank

What's the Doing Business As (DBA) name for your organization?

What your donors know you by, and what shows up on their credit card statements.

☐ Use the legal name of your organization

Together Food Bank

Is your nonprofit also a registered charity?

- ☒ Yes
Your nonprofit is a charitable and social service organization
- ☐ No
Your nonprofit is not a registered charity

What are your monthly donations?

If you don't know exactly, just enter your best guess.

Your average monthly donations
USD \$50,000 - USD \$99,999

What's your Employee Identification Number (EIN)?

You can find your EIN on the EIN confirmation letter the IRS sent you. You can also get it by calling IRS's [Tax Exempt and Government Entities Customer Account Services](#) at (877) 829-5500.

EIN
XXXXXX-XXX

Does your organization have a website?

☒ Yes

Website
www.togetherfoodbank.org

☐ No

What's your organization contact info?

This can't be a PO Box.

Street address
613 Meadowbrook Rd

Apt., ste., bldg (opt.)

State
California

City
Fremont

Zip code
94537

Code
+1

Phone number
(408)318-0960

Next

[Save and exit](#)

Fill out your personal info

- The authorized representative needs to provide their date of birth, address and social security number.
- PayPal requires all account holders to prove their identity with this information.
- We ask for your SSN but will not run a credit check.

Tell us about yourself, Alisha

For security, we always verify the info of the account holder.

Do we have your legal name right?

Make sure it matches the name you use to file your taxes.

Legal first name
Alisha

Legal last name
Hurston

What's your date of birth?

Date of birth

What's your SSN?

We use your SSN to help confirm your identity, not to check your credit.

SSN

What's your home address?

Where you live most of the year. Make sure it matches the residential address on your tax documents. This can't be a PO Box.

☐ Same as organization address

Street address

Apt., ste., bldg (opt.)

City

State

Zipcode

Submit

[Save and exit](#)

[Help](#) [Contact](#) [Fees](#) [Security](#) [About](#) [Developers](#) [Partners](#)

[English](#) [Español](#) [Français](#) [中文](#)

Copyright ©1999-2023 PayPal. All rights reserved. [Privacy](#) [Legal](#) [Policy updates](#)

Step 1 Complete

- Once you've submitted your documents, we will review and approve or, request additional information.



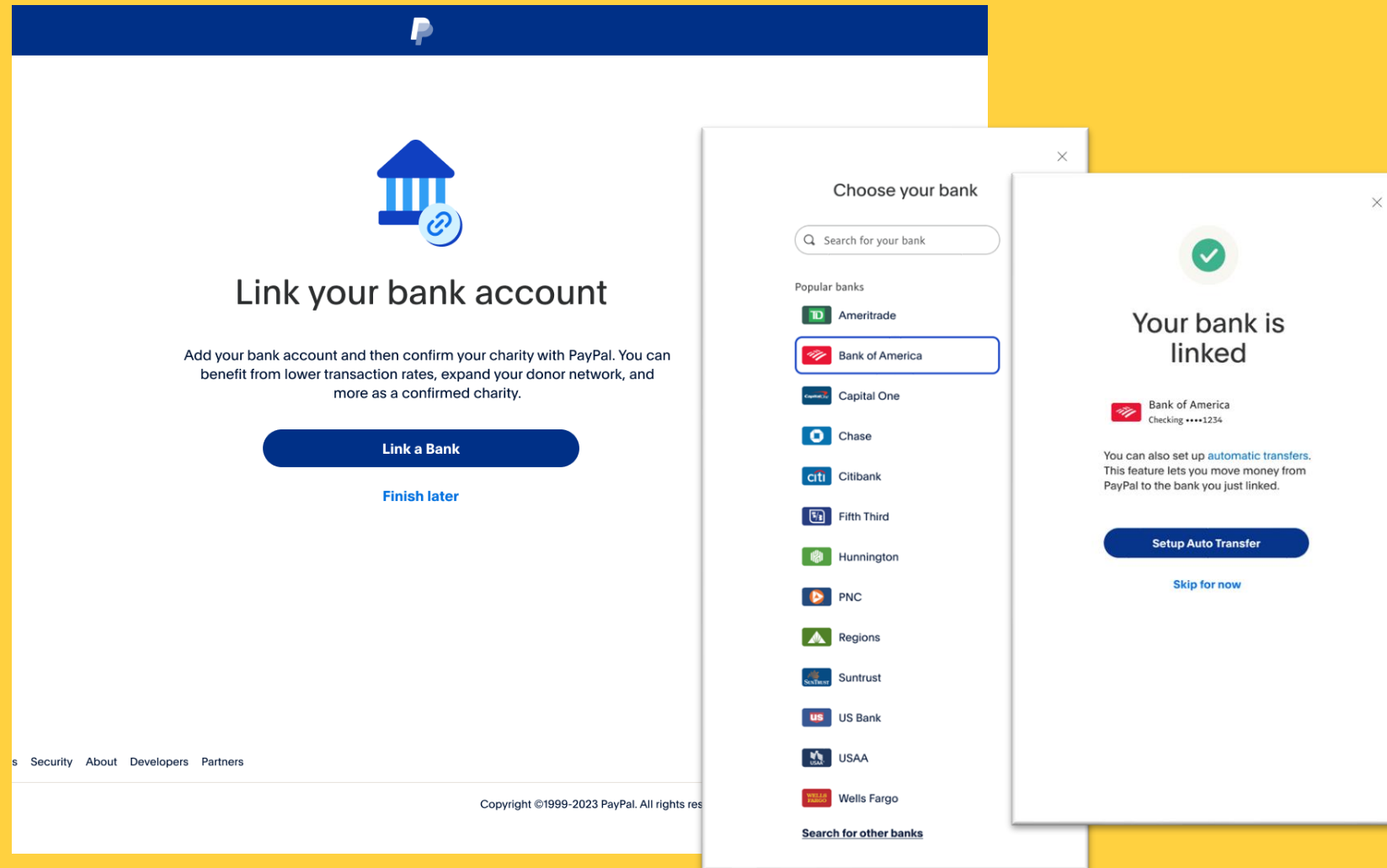
Got it! We'll reach out once we've reviewed everything.

Have some time? Visit your PayPal account to link a bank and set up automatic transfers if you haven't already.

[Go to Home Page](#)

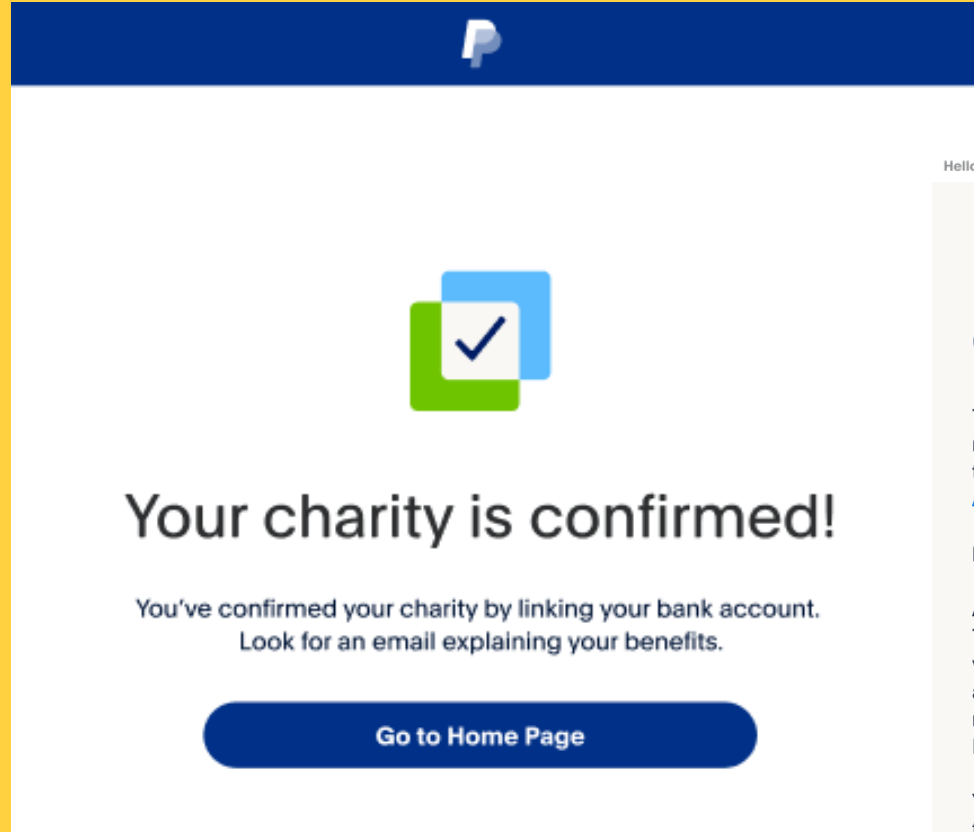
Link your bank account

- Please follow the prompt on the previous screen or the notification on your account home page to link your charity's bank account.
- After verifying your bank account, your account may be automatically confirmed as a charity. You'll receive an email with the details.
- If it's not automatically confirmed, follow the next steps to continue the process.



Success

- If your account was confirmed after linking your bank account, you'll see this success message. We'll also send an email to the email address associated with your PayPal account.
- If it's not automatically confirmed, follow the next steps to continue the process.



Hello, Together Food Bank



Congratulations!

The charitable status of your account has been confirmed. You'll now get our reduced rate of 1.99% + 0.49 USD for domestic charity transactions. For all applicable fees, please check our [User Agreement](#).

Reach more online donors now

As a confirmed charity, you are enrolled with PayPal Giving Fund. This donor-advised fund can accept donations recommended for your charity from 100+ million donors on PayPal, GoFundMe, Meta, and more. PayPal Giving Fund typically then grants the recommended donations to your charity through payments to your PayPal account.

You can also create a [Venmo charity profile](#), and receive grants from donor-advised funds and other grantmakers.

[Update Your Profile](#)



How to Sign Up

Step 1: Create a PayPal business account

Step 2: Charity confirmation

Step 3: Enroll in PayPal Giving Fund

Get started

- To confirm your charitable status, log in to your account, then click “Confirm your charity” in your home page notifications.
- You can also click “Confirm Your Charity” in the email we sent to your charity’s email address.

Together Food Bank

Developer Help

Home Activity Pay and get paid Marketing for growth Financing App center

PayPal Balance

\$0.00 Available

Set up auto transfers

Quick links

App Center Invoicing Send Money Request Money PayPal.me PayPal Checkout

Insights Last 7 days

Money in \$0.00 Total received Request money

Money out \$0.00 Total sent or spent Send money

Actions

Create an invoice

Enter your customer's email

Add a description

\$0.00 (USD)

Next

Add an second action

Create an invoice Request Money View All Actions

Notifications

Become a confirmed charity

When you become a PayPal confirmed charity, you can start accepting donations and connect with a large network of donors. More donors means receiving more for your cause.

Confirm your charity



Get more funds out of fundraising

Thank you for signing up for a PayPal account. Now spend a few minutes to make sure your charity keeps a larger share of every online donation.

Confirm your charity status to qualify for a lower payment processing rate. For example, 1.99% + 0.49 USD for domestic charity transactions. The regular rate per transaction is 3.49% + 0.49 USD. For all applicable fees, please check our [User Agreement](#).

Confirmed charities can also benefit from fundraising and donation opportunities through PayPal Giving Fund, receive grants from grantmakers, and create a Venmo charity profile.

It will take only a few minutes of your time and we'll guide you through the process.

[Confirm Your Charity](#)



[Help & Contact](#) | [Security](#) | [Download App](#)



PayPal is committed to preventing fraudulent emails. Emails from PayPal will always contain your full name. [Learn to identify phishing](#).

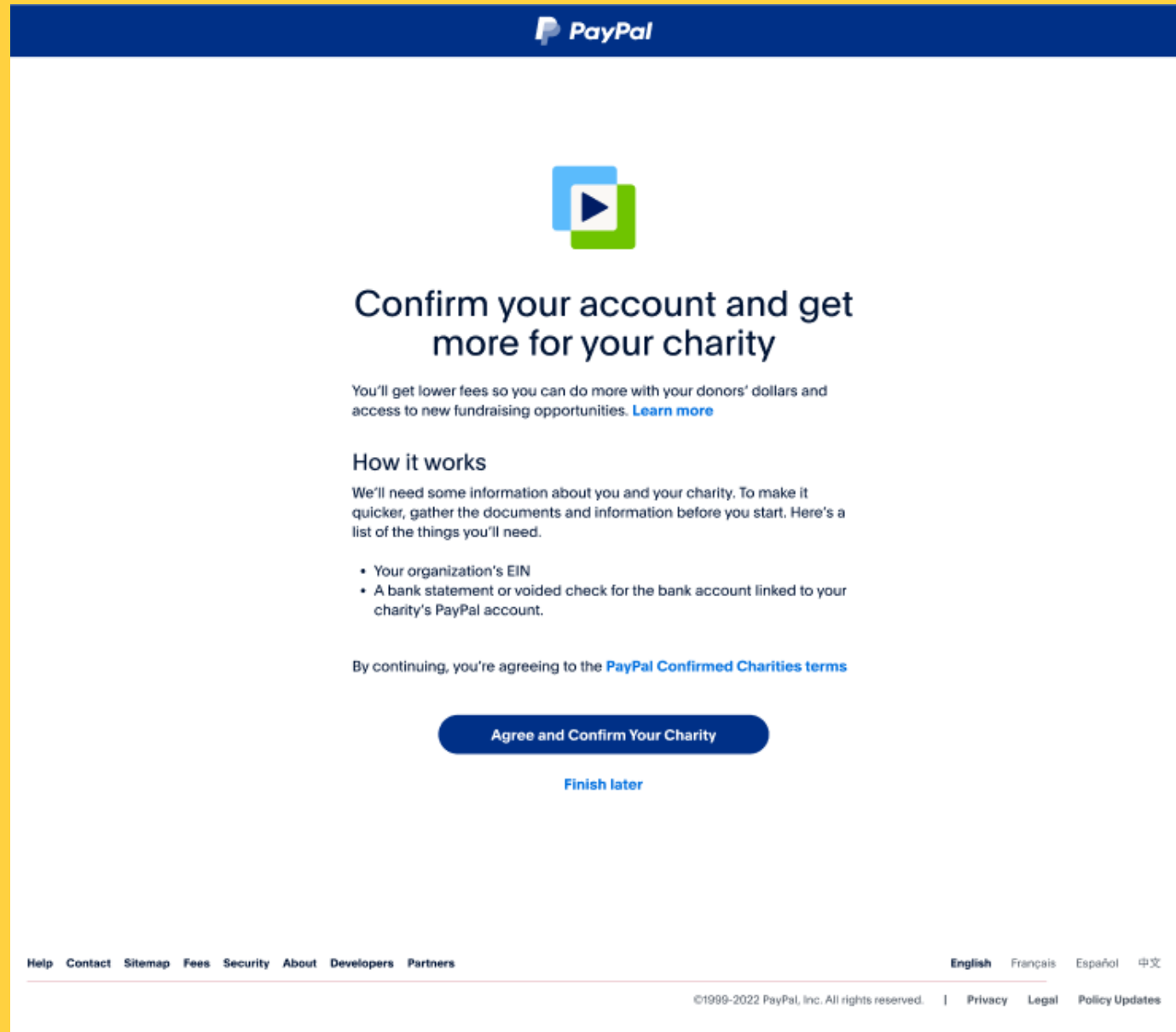
Please don't reply to this email. To get in touch with us, click [Help & Contact](#).

Not sure why you received this email? [Learn more](#).

Copyright © 1999-2021 PayPal, Inc. All rights reserved.

Confirm your account

- Review the terms then click "Agree and Confirm Your Charity."



The screenshot shows the PayPal interface for confirming a charity account. At the top is the PayPal logo. Below it is a play button icon. The main heading is "Confirm your account and get more for your charity". A subtext states: "You'll get lower fees so you can do more with your donors' dollars and access to new fundraising opportunities. [Learn more](#)".

The section "How it works" explains that information is needed to proceed. A list of requirements includes:

- Your organization's EIN
- A bank statement or voided check for the bank account linked to your charity's PayPal account.


Below this, it says: "By continuing, you're agreeing to the [PayPal Confirmed Charities terms](#)".

At the bottom of the main content area are two buttons: "Agree and Confirm Your Charity" (a dark blue button) and "Finish later" (a blue link).

The footer contains a navigation menu with links: Help, Contact, Sitemap, Fees, Security, About, Developers, Partners. On the right, there are language options: English, Français, Español, 中文. At the very bottom, it says: "©1999-2022 PayPal, Inc. All rights reserved. | [Privacy](#) [Legal](#) [Policy Updates](#)".


Enter your EIN

- Click "Get Started" then enter your charity's EIN.




To use all of PayPal's features, confirm your identity


This helps us to keep the PayPal community safe as well as comply with government regulations. We're asking you to confirm the info for



You'll need to confirm or provide your identity



Usually, we can confirm everything instantly



Sometimes, you'll be asked to provide additional info

[Get Started](#)

Together Food Bank

Developer Help | Alisha Hurston

[P](#) [Home](#) [Activity](#) [Pay and get paid](#) [Marketing for growth](#) [Financing](#) [App center](#)


Confirm your account

- Provide your organization's EIN
- Verify your organization's bank account

You're on your way to charity perks

Enter your organization's Employer Identification Number—we'll use it to verify your charitable status.

If your EIN is already entered below, you don't need to change anything. Make sure it's correct and then continue to the next step.

Employer Identification Number (9 digits) 

[Next](#)

Verify your bank account

- If your account was not confirmed automatically, upload your charity's bank statement or voided check. This should be for the same bank account that you have linked to your PayPal account.
- That's it! We'll review your documentation and respond within three business days. Please watch your email for a message from PayPal.

The screenshot shows the PayPal interface for a charity named 'Together Food Bank'. The top navigation bar includes the PayPal logo, 'Home', 'Activity', 'Pay and get paid', 'Marketing for growth', 'Financing', and 'App center'. The user's name 'Alisha Hurston' is in the top right corner.

The main content area is divided into two sections. The top section, titled 'Confirm your account', shows a progress list with two items: 'Provide your organization's EIN' (completed with a green checkmark) and 'Verify your organization's bank account' (in progress with a green checkmark). To the right, a message states 'We'll take it from here' and 'You'll hear from us by email within three days.', with a 'Go to Account Overview' button.

The bottom section, titled 'You're almost there', provides instructions: 'Submit a recent statement or voided check for the bank account linked to your charity's PayPal account. If your charity has more than one bank account, we only need information for one.' It also includes a warning: 'Before you submit your document, make sure it's readable and the account number is visible. Scan your document in color if possible—don't send a screenshot or a starter check.' Below this is a 'Select document' dropdown menu and a large dashed box labeled 'Drag & drop'. A list of requirements follows: 'Make sure your files: Are legible and the most current version; Include the name used on your PayPal account; Do not exceed a total size of 5MB; Are in JPG, GIF, PNG, or PDF format'. A 'Next' button is at the bottom.

Success

- We'll respond within 3 business days via email to let you know if your account was successfully confirmed or if we need more information.
- Next, be sure to click "Update Your Profile" in the success email we'll send you to add your charity's logo and other details that will help donors find you more easily.

Hello, Together Food Bank



Congratulations!

The charitable status of your account has been confirmed. You'll now get our reduced rate of 1.99% + 0.49 USD for domestic charity transactions. For all applicable fees, please check our [User Agreement](#).

Reach more online donors now

As a confirmed charity, you are enrolled with PayPal Giving Fund. This donor-advised fund can accept donations recommended for your charity from 100+ million donors on PayPal, GoFundMe, Meta, and more. PayPal Giving Fund typically then grants the recommended donations to your charity through payments to your PayPal account.

You can also create a [Venmo charity profile](#), and receive grants from donor-advised funds and other grantmakers.

[Update Your Profile](#)



How to Sign Up

Step 1: Create a PayPal business account

Step 2: Charity confirmation

Step 3: Enroll in PayPal Giving Fund

Enroll in PayPal Giving Fund

- Upon account confirmation, many charities will see that they're also enrolled in PayPal Giving Fund (PPGF), but some may need to fill out a short form to enroll, including any charities based in California.
- Get started by clicking [Enroll](#)

Benefit from fundraising programs on our partners' platforms, including Facebook, Instagram, GoFundMe and more.



Raising funds to benefit charities

PayPal Giving Fund helps people support their favorite charities online. We receive donations through PayPal, eBay, and other technology platforms and make grants to our donors' recommended charities.

PayPal Giving Fund is an IRS-registered 501(c)(3) public charity (Federal Tax ID: 45-0931286).

Enrollment Pending

- Upload the required documents, then we'll review them. We will notify you upon approval or will request any additional information needed.

PayPal Giving Fund

Help Log out

Enroll in the PayPal Giving Fund

Tell us about your charity

Description of the good work you do

Upload Your Logo

Choose a file

Your fundraising call to action

Create a call to action that explains why someone should donate to your organization.

Make it easy for donors to find you through search

Primary cause area

Select cause area

Secondary cause areas (optional)

Select cause area

Select cause area

Keywords

Keywords

Separate keywords with commas

Enter your contact information

First name

Last name

Job title (optional)

Phone

Email

Re-enter Email

Emails from PayPal Giving Fund will be sent to this address.

Email preferences

☐ I'd like to receive PayPal Giving Fund updates.

☐ Email me when a new eBay listing benefits my organization.

By clicking Agree and Continue, I agree to the PayPal Giving Fund Terms and Conditions.

Agree and Continue



PayPal Giving Fund enrollment status is pending

We'll send you an update on your enrollment status within 2 business days of confirming your charity. If you don't get an update soon, contact customer support for help.

[Go to Account](#)

[Get Help](#)

Success

- Once approved, you'll receive an email with more details. You're now able to benefit from donations made on our partners' platforms.

PayPal Giving Fund

Welcome to PayPal Giving Fund

We determined that you are eligible to benefit from PayPal Giving Fund programs. Under the PayPal User Agreement, we enroll eligible charities with PayPal Giving Fund without you having to take any further action.* If you don't want to benefit from PayPal Giving Fund programs, or do not wish to receive optional email communications from PayPal Giving Fund, you can opt-out at any time by [contacting us](#).

Now that you've completed enrollment, we recommend that you:

Explore your Dashboard and update your profile

[Go to your PayPal Giving Fund Dashboard](#) to see a full breakdown of all the donations included in grants you'll receive from us, along with donors' information (when shared). You can even preview donations that'll be included in future grants by clicking "Pending Donations." Click on Profile to upload your logo and your mission statement and review your cause areas. This will make it easier for donors to find your organization and understand what you do.

Notify your accounting department

It's helpful to tell your accounting department they'll receive grants from PayPal Giving Fund through your charity's PayPal account. Grants are sent as a single payment on or before the 25th of each month, which includes donations received from the 16th of the previous month through the 15th of the month the grant is sent. There's no need to send us receipts for these grants.

Encourage your supporters

Let donors know they can now support your charity on our partners' platforms, including PayPal, eBay, GoFundMe, Humble Bundle, Airbnb, Nextdoor, ShoppingGives, and Zakatify. PayPal Giving Fund doesn't charge charities or donors any fees for our services. Some of our partners may charge fees on donations made through their platforms, which they will disclose at the point of donation.

Thank you so much for taking the time to learn about PayPal Giving Fund. We hope to become a valuable fundraising partner for your charity. If you ever have any questions, or need to contact us, please click Help & Contact on our [website](#).

Edit Profile

- We recommend you make sure your charity's logo and mission statement are up to date in your PayPal Giving Fund [Profile](#). That will help donors find you when they want to donate.

PayPal

Help | Logout

PayPal Giving Fund

Grant Payments

Together Food Bank

Donations | Activity Profile

PayPal account ?

charity@gmail.com

[Go to your PayPal account](#)

Email preferences

☐ Receive PayPal Giving Fund updates

☐ Share the email address with PayPal Giving Fund's current and future partners

PayPal Giving Fund contact

Enter Contact Info

Reach more donors

Take a minute or two to fill out your charity's Profile, and we'll get your info into PayPal's and our partners' donation experiences.

To get started:

Add a logo so that partners can feature your charity

Tell us about your mission or purpose

Add keywords to help donors find you when they search

Complete Your profile

PayPal

Help | Logout

PayPal Giving Fund

Grant Payouts

Together Food Bank

Donations | Activity Profile

PayPal account ?

charity@gmail.com

[Go to your PayPal account](#)

Donations made to benefit you will be granted to you by PayPal Giving Fund into this account. View or edit this account's info (charity name, email address, etc.) from your PayPal account profile.


PayPal Giving Fund contact

Edit

Email preferences

☒ Receive PayPal Giving Fund updates

☒ Share the email address with PayPal Giving Fund's current and future partners



together

food bank

To edit, drag and drop or click to browse

JPG GIF PNG TIFF BMP | Up to 12MB

Charity description

To end hunger and poverty by pioneering sustainable, grassroots, women-centered strategies and advocating for their widespread adoption in countries throughout the world. Through our work to end hunger, we have recognized these ten principles as being fundamental to The Hunger Project. We challenge ourselves to ensure that each of our strategies builds on principles.

Short description

A world where every woman, man and child leads a healthy, fulfilling life of self-reliance and dignity.

Categories

Gender Equality
Human Dignity
Empowerment

Keywords

Hunger, relief, food, disaster relief, sustainability, transformation, first aid, emergency, response, humanitarian, war, conflict, together food bank

Go to your page on the Fundraising Hub

© 2023 PayPal Inc. Confidential and proprietary.

25

Get started fundraising!

Accept Donations **with PayPal**

Accept donations right on your website using the tool that works best for your organization. Check out the PayPal Donate button and more in the link above.

Check out Grant Payments

If donors grant funds to you through donor-advised fund sponsors and other grantmakers who partner with us, you can review & accept them with your PayPal account!

Sign up for a Venmo charity profile

Donors can give directly to your charity on Venmo! Get started by linking your PayPal business account-see the notification in your account home page.

Questions?

- [Contact](#) our knowledgeable customer support team
- Watch [this video](#) to learn more about the benefits of confirmed charity accounts with PayPal
- Watch [this video](#) to learn more about how to sign up.
- [Get started](#) today!

